



GT-FTC



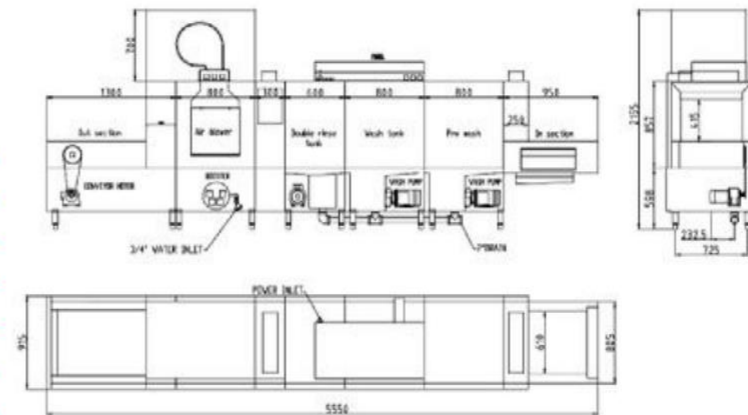
FLIGHT & CRATE WASHER

GT-FTC



Characteristics

- Mechanical control ▶ Minimize down time & parts cost
- Auto conveyor stop ▶ Safe when conveyor jam
- HACCP certified machine ▶ Ensure hygiene standard
- High efficient performance ▶ Higher productivity
- 3HP ABB powerful wash motor ▶ Superior washing results
- All stainless steel wash tank components ▶ Durable & reliable
- Optional single or double layer body structure ▶ Meet various budgets requirements



Technical Data	GT-FTC			
Auto fill	Yes			
Auto door sensor	Yes			
Built-in booster heater	Yes			
Auto energy saving system	Yes			
Booster tank capacity	21 ltr			
Wash tank capacity	92 ltr			
Conveyor motor	0.55 kW			
Loading height	450mm			
Loading width	610mm			
Booster heater	4x9kW			
Wash motor	2 or 3HP			
Rinse consumption	240–450 ltr/hr			
Conveyor speed	2.0–4.5 m/min			
Machine weight	Minimum 550 kg			
Wash tank heater	9 kW or 2 x 9 kW (W/heat recovery)			
Heating mode	Electrical or steam			
Power supply	415V/50Hz/3Phase			
Dimension	ACCORDING TO CONFIGURATION			
Electrical loading	Min 40 kW / 56 A / 3 Phase (alternative heating)			
Machine capacity	240-540 racks, 6,400–14,460 pcs 6" plates/hr			
	Length	Height	Dryer Heater	Motor
Optional dryer	800mm	2252 mm	9 or 13.5 kW	1 or 1.5 HP
Optional double rinse	480mm	1437 mm	-----	0.35HP